

Quality | Comfort | 100% Stainless Steel



100% STAINLESS STEEL

Manufactured using 100 percent grade 304 stainless steel.



FAST SHIPPING

We offer fast, reliable shipping on all orders.



25 YEAR GUARANTEE

Our towel rails are backed by a 25 year guarantee.

ABOUT US



Who we are

Rhinorails is an importer and supplier of heated towel rails and bathroom accessories. We source our products responsibly and all of our products are manufactured by hand to the highest standards, by our partners in South Africa, using 100 % grade 304 stainless steel tubing with a wall thickness of 1,2 mm. Sustainability is important to us a company and we demonstrate this not only through our energy efficient towel rails but also through job creation abroad and locally in the UK.

Our philosophy

Our philosophy at Rhinorails is simple. Our customers needs should always come first. We have quickly come to learn that these needs are for a quality, long-lasting product at a fair price. We believe that our products satisfy these needs which is backed up by our competitive prices, 25 year guarantee and customer reviews.

Our Values

One of our core values is our respect for the environment. As a result of this we have ensured that all of our products are:

- ✓ Long-lasting
- ✓ Designed for optimal energy efficiency
- ✓ 100 percent recyclable

Our team

We are committed to building a team that is focused on continuously improving our product range, manufacturing efficiency and customer service. From management all the way through to manufacturing and product control, we are all passionate about creating great products and we believe that you will find this passion manifested in our products.

Associates

We believe that the high quality, reliability and competitive pricing of our products are a great opportunity for establishing long lasting partnerships with trade professionals and specialist bathroom stores in the future. If you would like to find out more about becoming a Rhinorails associate please contact us for more information.

OUR PRODUCTS

We specialise in the supply of heated towel rails for central heating systems as well as easy to install grab rails and bathroom accessory sets. All heated towel rails are pressure tested before use and come with a 25 year guarantee against manufacturing defects. Our towel rails can easily be converted into electric-only or dual-fuel units.

Why stainless steel?

- Durable and long-lasting
- Resistant to corrosion, rust and stains
- Better conduction capacity
- Even heat distribution
- Easy to clean
- Modern and attractive appearance

Product range

Grab rails

300x30mm
500x30mm
700x30mm

Bathroom accessories

Soap dish
Toilet roll holder
Vanity shelf

Toilet roll caddy
700mm towel rail

Heated towel rails

Flat	Flat wide
810x360mm	810x1000mm
810x520mm	Curved
810x600mm	810x360mm
1300/1600x360mm	810x600mm
1300/1600x520mm	1300/1600x360mm
1300x600mm	1300x600mm
	Freestanding
	960x100mm





QUALITY
CRAFTMANSHIP



A modern bathroom interior with a dark grey wall and floor. On the left, a chrome towel rack is mounted on the wall. In the center, a white freestanding bathtub is positioned. The text "COMFORT YOU DESERVE" is displayed in the upper right area of the image.

COMFORT YOU DESERVE

Heated Towel Rails

Hand-crafted from grade 304 stainless steel, our water circulating towel rails are protected against corrosion, rust and stains. Their superior quality helps to improve efficiency through better heat distribution and means that they will outlast cheaper chrome varieties currently out there in the market.



Flat - Ergo range
H810 x W600/520/360mm



Flat - Ergo range
H1300 x W600/520/360mm



LONG LASTING



Amber Electric Free Standing Heated Towel Rail
960 X 1000mm, Can be plugged into your power supply like any other electric appliance. Castors included allowing the Amber to be moved around the home with ease.




Curved - Inlecto range
H810 x W600/360mm



Curved - Inlecto range
H1300 x W600/360mm

Grab Rails

Rhinorails grab rails come in 3 different sizes; 300mm, 500mm and 700mm in length. Finished in polished stainless steel they are modern and attractive but more importantly provide safe and reliable support to users in need of help manoeuvring around the bathroom or any other space in the home. With a diameter of 30mm these grab rails are easy to grip and are also reliable and extremely sturdy. Rhinorails grab rails are easy to install and allow for a maximum user weight of 150kg.



An ideal bathroom accessory for anyone in need of assistance or additional mobility around the bathroom, climbing into or out of the bathtub or maintaining balance in the shower.




ENERGY
EFFICIENT



100% STAINLESS STEEL





Vanity shelf



Toilet roll caddy



Toilet roll holder



Soap dish

The bathroom accessory range is available as a 5 piece set and looks great installed with one of our stainless steel heated towel rails or grab rails.

Bathroom Accessories


Our Rhinorails bathroom accessories make a great addition to any bathroom. They are manufactured from grade 304 stainless steel and are durable and easy to clean. Our range includes a toilet roll holder, soap dish, toilet roll caddy, wall shelf and towel rail. The bathroom accessory set is polished to a mirror like finish and will add a modern and sophisticated look to your bathroom.



Product Code	EF021	EF022	EF023	EF031	EF032	EF033
Product Name	ERGO 1300*600	ERGO 1300*520	ERGO 1300*360	ERGO 810*600	ERGO 810*520	ERGO 810*360
Size	1300mm x 600mm	1300mm x 520mm	1300mm x 360mm	810mm x 600mm	810mm x 520mm	810mm x 360mm
Style	Flat	Flat	Flat	Flat	Flat	Flat
Dimensions						
- Height (mm)	1300	1300	1300	810	810	810
- Width (mm)	600	520	360	600	520	360
Wall to Front of Rad	85mm	85mm	85mm	85mm	85mm	85mm
Distance between						
Pipe Centres	570mm	490mm	330mm	570mm	490mm	330mm
Wall to Pipe Centres	70mm	70mm	70mm	70mm	70mm	70mm
Heating Output @ Delta T 60C						
- Watts	730	689	617	489	458	398
- Btu	2490	2351	2105	1670	1564	1357
Construction Material	Stainless Steel	Stainless Steel	Stainless Steel	Stainless Steel	Stainless Steel	Stainless Steel
Finish	Polished	Polished	Polished	Polished	Polished	Polished
Dry Weight (kg)	7.0	6.2	5.2	5.0	4.5	3.5
Fluid Capacity (ltr/kg)	3.9	3.6	2.9	2.5	2.3	1.9
Max Working Pressure	10 bars	10 bars	10 bars	10 bars	10 bars	10 bars
RRP (Ex Vat)	£415.00	£395.00	£375.00	£305.00	£275.00	£290.00

Product Code	PFW001	IC021	IC022	AFS031	IC031	IC032
Product Name	PROLIXUS 810*1000	INFLECTO 1300*600	INFLECTO 1300*360	AMBER 810*1000	INFLECTO 810*600	INFLECTO 810*360
Size	810mm x 1000mm	1300mm x 600mm	1300mm x 360mm	810mm x 1000mm	810mm x 600mm	810mm x 360mm
Style	Flat	Curved	Curved	Flat - Free Standing	Curved	Curved
Dimesions						
- Height (mm)	810	1300	1300	810	810	810
- Width (mm)	1000	600	360	1000	600	360
Wall to Front of Rad	85mm	130mm	120mm	N/A	130mm	120mm
Distance between						
Pipe Centres	970mm	570mm	330mm	N/A	570mm	330mm
Wall to Pipe Centres	70mm	55mm	70mm	N/A	55mm	70mm
Heating Output @ Delta T 60C						
- Watts	674	730	617	368	489	398
- Btu	2301	2490	2105	1270	1670	1357
Construction Material	Stainless Steel	Stainless Steel	Stainless Steel	Stainless Steel	Stainless Steel	Stainless Steel
Finish	Polished	Polished	Polished	Polished	Polished	Polished
Dry Weight (kg)	6.8	7.1	5.0	7.6	5.2	3.4
Fluid Capacity (ltr/kg)	4.2	4.0	3.0	4.2	2.6	1.9
Max Working Pressure	10 bars	10 bars	10 bars	10 bars	10 bars	10 bars
RRP (Ex Vat)	£395.00	£455.00	£415.00	£470.00	£350.00	£310.00





Quality | Comfort | 100% Stainless Steel