



**Enjoy the confidence**  
*of beautiful teeth*



**bicon**<sup>TM</sup>  
DENTAL IMPLANTS

[www.bicon.com](http://www.bicon.com)



## Introduction

For decades, dentists have been offering patients the benefits of dental implants. Unlike traditional treatments of crowns, bridges, root canals and dentures, dental implants offer a permanent solution for your missing teeth.

Your dentist has selected the **Bicon Dental Implant System**, which since 1985 has offered dentists the ability to provide secure implant restorations that look, feel, and function like natural teeth.

We invite you to read this brochure to learn more about implant restorations and to view the various options available for your needs.



**bicon**<sup>™</sup>  
DENTAL IMPLANTS

**Sensible Implant  
Dentistry Since  
1985**



# You can improve your *Quality of life*

- **Improve your appearance...**

Bicon can offer you the smile you have lost, or the smile you have always wanted. You will no longer be embarrassed in conversation or while smiling and laughing.

- **Eat the foods you enjoy...**

You will eat lettuce, apples, steak, and even corn on the cob with confidence.

- **Invest in a permanent solution for tooth loss...**

Only a dental implant can replace the root of a missing tooth. If a root is not replaced, bone loss will occur resulting in undesirable consequences such as the inability to place implants without bone grafting procedures. Bicon implants can eliminate the need for sticky denture adhesives, and even for dentures themselves.

- **Avoid compromising your healthy teeth...**

Unlike traditional bridge restoration techniques, Bicon implants eliminate the need for cutting down two healthy natural teeth to replace one missing tooth.

- **Alternatives will fail in comparison...**

Traditional crowns, bridges, and root canals often fail — necessitating additional dental care. Dental implants offer a permanent solution, that cannot decay.

# Before & After

## Single Tooth



An implant and an all-ceramic crown restored the site of a congenitally missing lateral incisor.

## Multiple Teeth



After the extraction of the two compromised central incisors, two implants were placed and restored with individual Integrated Abutment Crowns™ (IACs).

## Multiple Teeth



After the failure of a root-canal-treated tooth that was part of a twenty-year-old bridge, two implants were placed and restored with two individual Integrated Abutment Crowns™ (IACs).

## Multiple Teeth



After the failure of the root-canal-treated anterior tooth, the bridge was cut and replaced with three implants and three individual Integrated Abutment Crowns™ (IACs).

## Full Arch



After the failure of several bridges with multiple root-canal-treated teeth, the patient's upper teeth were replaced with twelve implants and twelve individual Integrated Abutment Crowns™ (IACs).

## Full Arch



Subsequent to the removal of many decayed and failed root-canal-treated teeth, the patient's missing teeth were replaced with twenty-seven implants and individual Integrated Abutment Crowns™ (IACs).

## Implant-Supported Denture



Due to severe bone loss, it was not possible to place implants in the anterior of the upper jaw without extensive bone grafting. However, two sinus grafts and six posterior implants provided for an implant-supported denture which reestablished the patient's facial appearance.

## Implant-Retained Denture



To eliminate the frustration of a loose denture and sticky adhesives, four implants were placed which provided for the retention of a denture without coverage of the palate.



# Testimonials



**Patricia Boutlier:** "In 1992, when the root canal on my upper canine failed, I chose to have an implant rather than having other teeth cut down to support a fixed bridge. Over fifteen years later, I know I made the correct decision."



**William Karem:** "After losing most of my teeth in an automobile accident, I had dentures. I was always frustrated with the dentures slipping even though I used those sticky adhesives. Now, with dental implants my troubles are gone."



**George Mihal:** "I spent \$8,500 on a fixed bridge that failed in 3 months. I was in pain and frustrated with the experience. My problem was solved with Bicon implants when my dentist placed five implants which now feel like my own teeth."



**Margaret Yennock:** "Over the years, I have had seven implants. I cannot imagine what my mouth would be like without my implants. They work!"



**Deirdre Murdock:** "My family initially thought that I should have a root canal instead of an implant. However, prior to making a decision, I spoke to many people about their experiences with both implants and root canals. The comparative costs and failure rates overwhelmingly showed me that a Bicon dental implant was the smartest choice."



**Edward Burke:** "I originally had the screw-type implants placed. However, after a while I became so annoyed with the loosening and breaking of the screws. Then, I was advised to replace the screw-type implants with Bicon implants. It has now been eight years and I have had no problems with my Bicon implants. They feel great!"




**Anthony Mirakian:** "I have had numerous bridges and root canals that only lasted three to six years, with one only lasting one month. A dentist suggested dental implants but it was an expensive proposition, until a friend recommended the Bicon implant to me. I am very pleased with my fifteen implants. They feel like my own teeth."



**José Contreras:** "As a dental lab technician who has worked with many different implant systems, it made sense to me to replace my lost tooth with a Bicon dental implant. The procedure was done quickly with minimal discomfort, and without changing my daily routine."



**Erin Chae:** "Due to a car accident I lost most of my endodontically-treated lower molars which have since been replaced with five Bicon implants. Most recently a sixth implant was placed for a failed anterior root canal tooth. I experienced minimal discomfort during the entire procedure and they look and feel like my natural teeth. I would choose a Bicon implant over a root canal any day!"

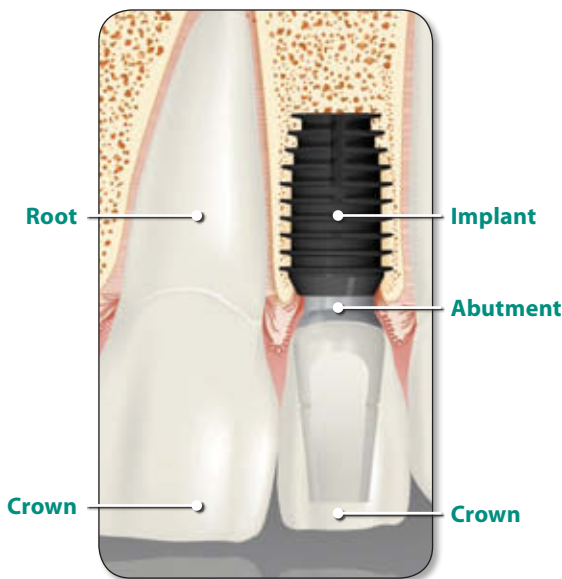


**Gail Stein:** "I had the first of my eleven implants before any of my friends had ever heard of implants. If it were not for implants, I would have false teeth. The procedure is quick and relatively painless and no one has any idea that the teeth are not my own. Many of my implants replaced teeth that had already had a root canal. I would never have another root canal!"

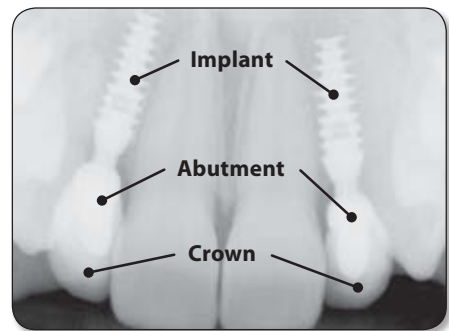
# Dental Implants

If you are missing one or more teeth and wish to eat your favorite foods, increase your chewing ability, and improve your appearance, speech, and self-esteem, then you are a candidate for dental implants. A **dental implant** replaces the root of a missing tooth and is made from surgical-grade titanium alloy (Ti-6Al-4V) to exacting specifications. Initially the implant is placed into the jawbone either immediately after the loss of a tooth, or after an extended period of time. If there is insufficient bone, various bone enhancing procedures can be performed prior to the implant placement. An **abutment**, which acts as a base for a prosthetic tooth replacement such as a **crown**, is either inserted into the implant at the time of implant placement, or subsequently after a period of healing.

In the past, dentists would try to keep or replace teeth with treatments such as root canals, bridges, and fixed or removable dentures. Unfortunately, a significant number of root-canal-treated teeth fail, bridges require that healthy adjacent teeth be cut down, and removable dentures can often be unstable and require the use of sticky adhesives. Dental implants are a solution to all of these problems, and many of the frustrations associated with natural teeth are eliminated, including dental decay.



Natural Tooth and Bicon Implant



A Beautiful Smile with Bicon Implants!

## The Procedure:

The placement of a dental implant is typically completed in less than an hour, as an office procedure with only local anesthesia. Post-operative discomfort is normally none or less than that of a tooth extraction. For aesthetic reasons, it is usually possible to have a fixed transitional restoration inserted immediately after implant placement so that you are **never without a tooth**. After a period of two to six months of healing, a final abutment post is inserted into the implant. A crown or removable denture is secured to the abutment as the final restoration. For the ultimate in flexibility and aesthetics, the cementless and screwless Bicon Integrated Abutment Crown™ (IAC) is recommended.

# The Bicon Advantage

## What are the benefits of the Bicon Implant System?

Bicon dental implants can preserve the integrity of the jawbones and reduce the inconveniences and embarrassment associated with tooth loss. Bicon implants may be used to replace one or all of your missing teeth, and are a prudent alternative to root canal treatments. They can improve your appearance, speech, and ability to chew and enjoy food. If you currently have dentures, Bicon implants can provide better retention. No longer will you suffer the embarrassment and discomfort of loose dentures or the inconvenience of sticky adhesives. Once fully integrated with your jawbone, the implant is secure and stable. Bicon implants require minimal maintenance and **cannot decay**, unlike root-canal-treated teeth. Also, because of Bicon's elegant design, clinicians can virtually guarantee that a patient will never have a dark, metallic gumline often associated with other dental implant systems.



## How are Bicon implants different from other implant systems?

Most implant systems are comprised of several components, which are held together by screws with a septic connection, with bacterial seepage. The crown is often affixed to the implant with an *additional* screw. As any engineer will tell you, screws inherently loosen and break. Alternatively, the Bicon implant system is comprised of only two components, with a bacterially-sealed, 1.5° locking taper connection. The two components are the **implant**, which is the portion that goes into the jawbone, and the **abutment**, which fits into the implant and provides a solid base for a permanent crown or removable denture. Bicon's elegant design provides for greater surface area than other implant designs, thus enabling the use of shorter implants which often negates the need for costly bone grafting procedures. Also, Bicon's design provides for 360° of universal abutment positioning. This allows for the use of extra-orally cemented crowns, as well as for the screwless and cementless Bicon Integrated Abutment Crown™ (IAC), assuring **natural-looking gumlines** and a beautiful smile.

### Single Tooth



Before



After

### Single Tooth



Before



After

### Multiple Teeth



Before



After

### Implant-Retained Denture



Implant-retained denture

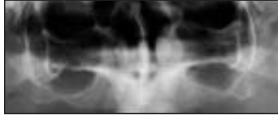


# Surgical Options

## Immediate Function

Immediately after the placement of the implant, a transitional prosthesis is inserted into the implant, which not only stabilizes the implant but also provides the patient with a functioning tooth during the 2-4 months of healing.

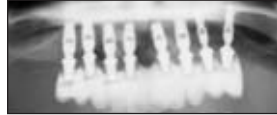
- Functioning transitional prosthesis after patient's first appointment.
- **Treatment may be completed in only 3 visits.**
- Implant placement to final restoration possible in 3 months.
- Patient is never without a fixed tooth.



Radiographic image of upper jaw without teeth before placement of eight Bicon implants.



Transitional prosthesis immediately after placement of implants.



Radiographic image of functioning transitional prosthesis and eight Bicon implants.



Final restoration with eight Bicon Integrated Abutment Crowns™ (IACs).

## One-Stage

After the extraction of the tooth and subsequent implant placement, a healing abutment is inserted into the implant to facilitate the formation of a soft tissue sulcus around the implant.

- Healing abutment facilitates formation of soft tissue sulcus.
- **Treatment may be completed in only 3 visits.**
- Eliminates need for a second surgical procedure to uncover the implant.
- Implant placement to final restoration possible in 3 months.



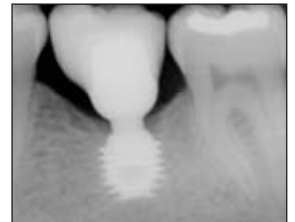
Radiographic image of missing mandibular first molar prior to implant placement.



Healing abutment seated in a Bicon short implant.



Bicon Integrated Abutment Crown™ (IAC) being inserted into a 6.0mm Bicon short implant.



Radiographic image of cementless and screwless Integrated Abutment Crown™ (IAC) in a 6.0mm Bicon short implant.

## Two-Stage

After the implant is placed, it is covered by the gum tissue throughout the healing process. After a period of healing, the implant is surgically uncovered for the insertion of an abutment.

- Implant is covered by the gum tissue throughout the healing process.
- **Treatment may be completed in only 3 visits.**
- Implant is uncovered at a second surgical visit.
- Implant placement to final restoration possible in 3 months.



Radiographic image of congenitally missing lateral incisors prior to placement of implants.



After healing, openings were made for the insertion of two Bicon Integrated Abutment Crowns™ (IACs).



Two lateral incisor implants restored with Bicon Integrated Abutment Crowns™ (IACs).



Radiographic image of two restored Bicon implants.



# Restorative Options

## Fixed Prosthetics

**Individual Teeth:** Bicon implants can be restored by intra-orally or extra-orally cementing porcelain fused to metal (PFM) crowns or all-ceramic crowns to their abutments. Alternatively, they may be restored with the cementless and screwless Bicon Integrated Abutment Crowns™ (IACs).



**Porcelain Fused to Metal Crowns:**  
View of a PFM crown on a Bicon implant.  
Radiographic image shows porcelain fused to metal (PFM) crown and a Bicon implant.



**All-Ceramic Crowns:** Two all-ceramic crowns on Bicon implants. Radiographic image shows two all-ceramic crowns and two Bicon implants.



**Bicon Integrated Abutment Crowns™:** An IAC being inserted into a Bicon implant. Top right shows full complement of individual aesthetic IAC restorations. Radiographic image shows ten Bicon Integrated Abutment Crowns™ (IACs) and ten Bicon Implants.

**Bridges:** Although it is best to copy natural dentitions and have one implant per tooth, in certain situations it may be practical to utilize a fixed-bridge prosthesis.



Four-tooth implant bridge being inserted into two Bicon implants. Center shows implant bridge after insertion. Radiographic image shows four-tooth implant bridge on two Bicon implants.

## Removable Prosthetics

**Implant-Retained Denture:** Brevis™ attachments provide snap-on retention with abutments for soft tissue borne removable dentures.



View of an upper arch with four Bicon Brevis™ abutments in Bicon implants. Full removable denture snapped onto four Bicon Brevis™ abutments without palatal coverage for greater comfort.

**Implant-Supported Denture:** Either telescopic sleeve abutments or a screw-retained bar prosthesis provide for a frictionally retained and implant-supported removable denture.



View of upper arch with eight Bicon milled telescopic sleeve abutments on Bicon implants. Palatal view of a Bicon implant-supported telescopic sleeve denture.

# Frequently Asked Questions

## **What is a dental implant?**

The Bicon dental implant serves as the replacement for the root portion of a missing natural tooth. It is machined from surgical-grade titanium alloy (Ti-6Al-4V) to exacting specifications. A dentist places the implant into either the upper or lower jawbone. After a period of two to four months of healing, the implant integrates with the bone and becomes a secure anchor for a replacement tooth, a fixed bridge, a removable partial, or a complete denture.

## **Am I a candidate for a dental implant?**

If you are missing one or more teeth, then you are a candidate for a dental implant. Dental implants will allow you to smile, speak, and eat with confidence and comfort.

## **Can a Bicon implant be used as an alternative to root canal treatment?**

*YES!* Not all teeth are good candidates for root canal treatment. Root-canal-treated teeth are susceptible to decay and fracture, while implants cannot decay and almost never break. Bicon implants are an excellent and prudent alternative to the root canal, post and core, crown lengthening, and crowning procedures. Often, the cost of saving a tooth with a variety of treatments can exceed the cost of the placement and restoration of a Bicon implant.

## **Is the implant ever rejected by the body?**

The implant is machined from surgical-grade titanium alloy (Ti-6Al-4V), which is a biocompatible material. However, there is a slight possibility that it will not integrate with bone. If this were to occur, the implant would be replaced with another one. It is highly unlikely that the second implant would not integrate.

## **What if I smoke?**

Smoking can inhibit proper healing of an implant. However, this does not prevent smokers from having implants successfully placed and restored. You should speak with your dentist for more specific information relating to your dental needs and the effects of smoking.

## **How much discomfort will I experience?**

Minimal to none. While undergoing treatment, you will receive local anesthesia. (Some clinicians may choose to use other forms of anesthesia.) You may have mild post-surgical soreness for up to 72 hours. An over-the-counter pain reliever will alleviate the discomfort for most patients.

## **What will the appearance of my mouth look like during my treatment?**

During treatment, your dentist will often be able to provide you with a temporary prosthesis that will have the look and feel that you need during this period of healing. With the Bicon implant, it is often possible to have a fixed transitional tooth immediately after the placement of the implant.

# Frequently Asked Questions

## **How much time is required to have an implant procedure?**

A single dental implant placement is usually completed in less than an hour as an office procedure with local anesthesia. The implant is then allowed to heal with the bone for a minimum of eight weeks. If you have poor quality bone and bone-grafting procedures are necessary, the overall process can take up to 12 months or more. Your dentist will determine which surgical procedure is best for you.

## **How much will it cost and does insurance cover implant treatment?**

Costs vary depending upon the clinician that you choose for your treatment and upon your individual dental needs. In general, implants are not covered by insurance; however, some insurance companies now reimburse for dental implants. Detailed questions about your individual needs and how they relate to insurance should be discussed with your dentist and insurance provider.

## **How do I properly maintain the implant once treatment is completed?**

Ironically, a dental implant requires less maintenance than a natural tooth. Simply brush it as though it were a natural tooth.

## **What is a sinus floor bone augmentation?**

When an upper posterior tooth is lost, the floor of the maxillary sinus drops down into the space formerly occupied by the root of the lost tooth. In order to place an implant, it is often necessary to put the sinus floor back up to where it originally was by adding a synthetic bone substitute material. This procedure is called a sinus floor bone augmentation or it may also be called a sinus lift.

## **What is a ridge split?**

After the loss of a tooth the bone formerly around the tooth resorbs, often leaving a very narrow ridge of bone. In order to place an implant, the ridge of bone is split as though it were a piece of corrugated cardboard being expanded to provide a wider space between each side. For the upper jaw, this is accomplished at the same time that the implant is placed; however, for the lower jaw it requires a second surgical visit three weeks prior to placing the implant.

## **What is a bone graft?**

A bone graft is a surgical procedure for adding height or width to a jawbone in order to increase its volume for the placement of an implant.

## **How can I learn more about Bicon Dental Implants?**

Please visit [www.bicon.com](http://www.bicon.com).



## Enjoy the confidence *of beautiful teeth*

*If you are missing one or more teeth and wish to enjoy the confidence of beautiful teeth, then you are a candidate for a Bicon Dental Implant.*



Before



After



Before



After