



APEX

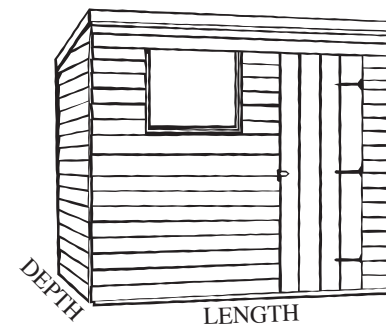
**All Timber
Construction**

Width/ Length	Shiplap Self Assy	Overlap Self Assy		Width/ Length	Shiplap Self Assy	Overlap Self Assy		
4x4	242.00	198.00	} Treat £22.00	7x4	336.00	286.00	} Treat £36.00	
4x5	264.00	220.00		7x5	380.00	319.00		
4x6	292.00	248.00		7x6	396.00	330.00		
4x7	336.00	286.00	} Erect £42.00	7x7	435.00	374.00	} Erect £56.00	
4x8	374.00	330.00		7x8	501.00	418.00		
4x9	424.00	380.00		7x9	556.00	451.00		
4x10	479.00	435.00		7x10	611.00	517.00		
5x4	264.00	220.00	} Treat £28.00	8x6	446.00	385.00	} Treat £40.00	
5x5	286.00	231.00		8x7	501.00	418.00		
5x6	325.00	270.00		8x8	545.00	462.00		
5x7	380.00	319.00	} Erect £44.00	8x9	611.00	528.00	} Erect £60.00	
5x8	435.00	369.00		ALL FOLLOWING SHEDS COME WITH 2 WINDOWS & TRUSS SYSTEMS				
5x9	490.00	407.00						
5x10	545.00	451.00		8x10	688.00	572.00	} Treat £62.00	
6x4	325.00	259.00	} Treat £30.00	8x12	765.00	644.00		
6x5	347.00	281.00		8x14	842.00	704.00		
6x6	374.00	297.00	} Erect £50.00	8x16	957.00	759.00	} Erect £88.00	
6x7	396.00	330.00		8x18	1095.00	891.00		
6x8	446.00	385.00						
6x9	490.00	418.00						
6x10	576.00	457.00						

***All Timber Construction - No Chipboard
V.A.T. to be charged at current rate.***

PENT

**Doors and
Windows to
your
requirement**



Depth/ Length	Shiplap Self Assy	Overlap Self Assy		Depth/ Length	Shiplap Self Assy	Overlap Self Assy			
4x4	242.00	198.00	}	7x6	484.00	385.00	}		
4x5	264.00	220.00		Treat	7x7	534.00		424.00	£36.00
4x6	292.00	248.00		£22.00	7x8	583.00		462.00	
4x7	336.00	286.00	}	7x9	627.00	501.00	}		
4x8	374.00	330.00		Erect	7x10	677.00		649.00	Erect
4x9	424.00	380.00		£42.00					£56.00
4x10	479.00	435.00		8x6	523.00	418.00	}		
				8x7	572.00	457.00		Treat	
				8x8	622.00	495.00		£40.00	
5x4	264.00	220.00	}	8x9	666.00	534.00	}		
5x5	286.00	231.00		Treat	8x10	715.00		572.00	Erect
5x6	325.00	270.00		£28.00					£60.00
5x7	380.00	319.00	}	ALL FOLLOWING SHEDS COME WITH 2 WINDOWS					
5x8	435.00	369.00		Erect					
5x9	490.00	407.00		£44.00					
5x10	545.00	451.00		8x12	820.00	682.00	}		
				8x14	939.00	754.00		Treat	
				8x16	996.00	831.00		£62.00	
6x4	325.00	259.00	}	8x18	1155.00	946.00	}		
6x5	347.00	281.00		Treat					Erect
6x6	374.00	297.00		£30.00					£88.00
6x7	396.00	330.00	}						
6x8	446.00	385.00		Erect					
6x9	490.00	418.00		£50.00					
6x10	567.00	457.00							

**Telephone: 01243 641683 Fax: 01243 641088
E-mail: sales@trojantimberproducts.co.uk
www.trojantimberproducts.co.uk**

TROJAN

TIMBER PRODUCTS



ALL APEX & PENT PRICES INCLUDE:

Floor, Single Door,
1 Fixed Window including Glass
Green Mineral Felt
Padlock & Key
All Fittings & Instructions

APEX & PENT OPTIONAL EXTRAS:

Double Door	£40.00
Opening Window	£28.00
Additional Windows	£12.00
Dip Treatment as List	
Erection as List	

PRICE LIST FOR STANDARD SHEDS



TERMS & CONDITIONS

Sheds to be delivered will be dropped at the nearest convenient point unless prior arrangements have been made.

Sheds to be delivered and erected will be carried up to a maximum of 50 yards from the delivery vehicle unless prior arrangements have been made.

Please confirm when ordering whether there is clear access from delivery vehicle to shed site i.e. not through house, no right angles or height restrictions.

The erected price is based on a level and firm base being available. Any additional work found necessary by our erectors to clear or level the site will be charged as extra.

Goods supplied remain the property of Trojan Timber Products Ltd until paid for in full.

**ANY BUILDING MADE TO YOUR OWN SPECIFICATION
ALL ENQUIRIES CONSIDERED**

Printed July 2014